



New Low GWP Refrigerants for Air-Conditioning, Heat Pumps, and Refrigeration Applications

○ Sarah Kim, Robert E Low

Table of contents

- Introduction
- Medium pressure R-134a replacement refrigerants (R-444A/456A)
- High pressure refrigerants
 - Refrigerants for refrigeration and residential AC/HP
 - Ultra low temperature refrigeration options
- Conclusions

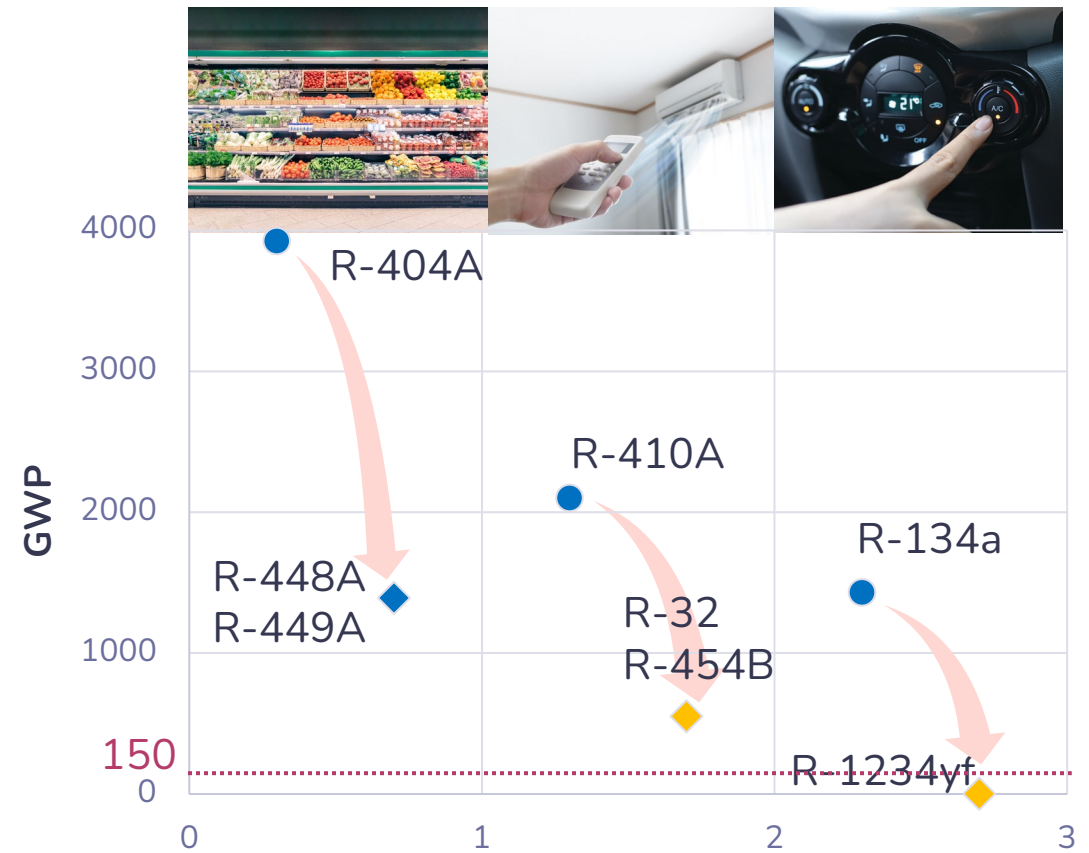

Sarah Kim, Ph.D.

– Technical Business Development Manager at Orbia

- 11 years of low GWP refrigerant development experience
- Former chair of ASHRAE Standard 34 and current chair of ISO TC86/SC8 – Refrigerants and refrigeration lubricants
- Avid coffee lover and proud fan of the Philadelphia 76ers and Eagles!



Introduction



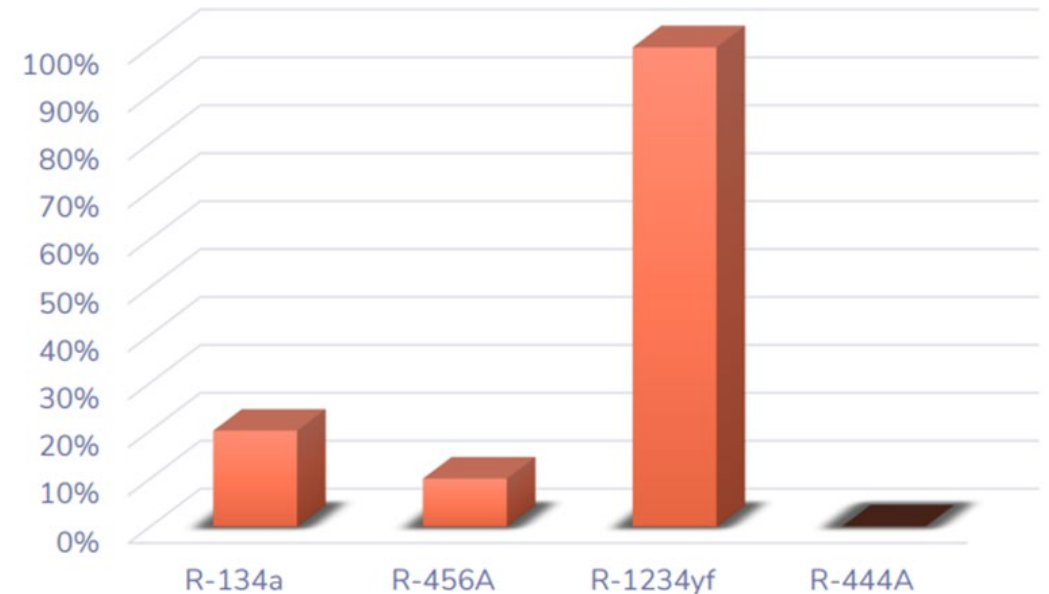
As we continue the push to lower GWP products, refrigerant efficiency becomes a key driver of total emissions

Why Another Refrigerant?

EU PFAS Regulations and TFA

- Five European countries (Germany, the Netherlands, Denmark, Norway, Sweden) proposed a restriction to ECHA, the European Chemicals Agency in January 2023¹
 - Proposal would restrict ~10,000 materials, many of which we use every day
 - The ECHA scientific committee is evaluating the proposal for risks to people and the environment
 - 5,600 comments from over 4,400 companies submitted
- Tri-fluoro acetic acid (TFA) is a decomposition product of many refrigerants and is a major contributor to PFAS burden²
 - TFA is present in nature, though is persistent
- PFAS definitions that include TFA further limit options

Refrigerant Decomposition TFA%



Due to its high TFA decomposition, R-1234yf could be banned as early as 2028-9

*Sources: 1 <https://echa.europa.eu/-/echa-publishes-pfas-restriction-proposal>

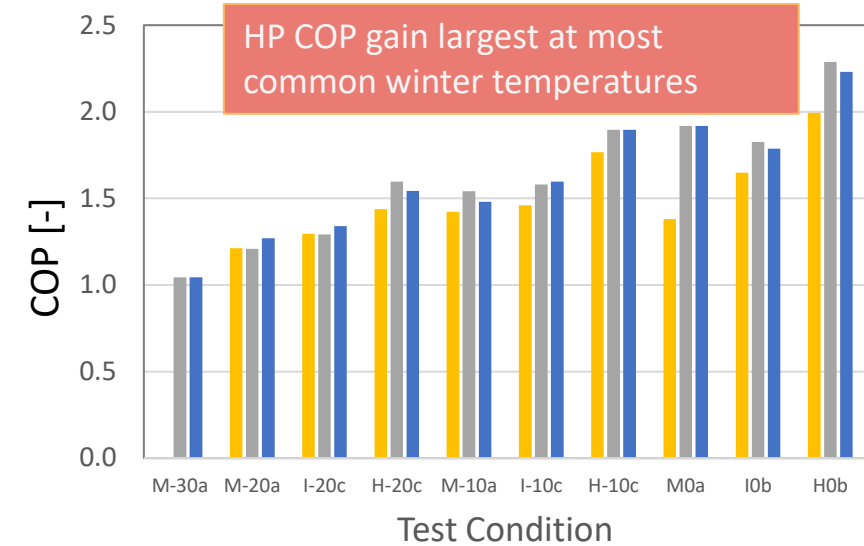
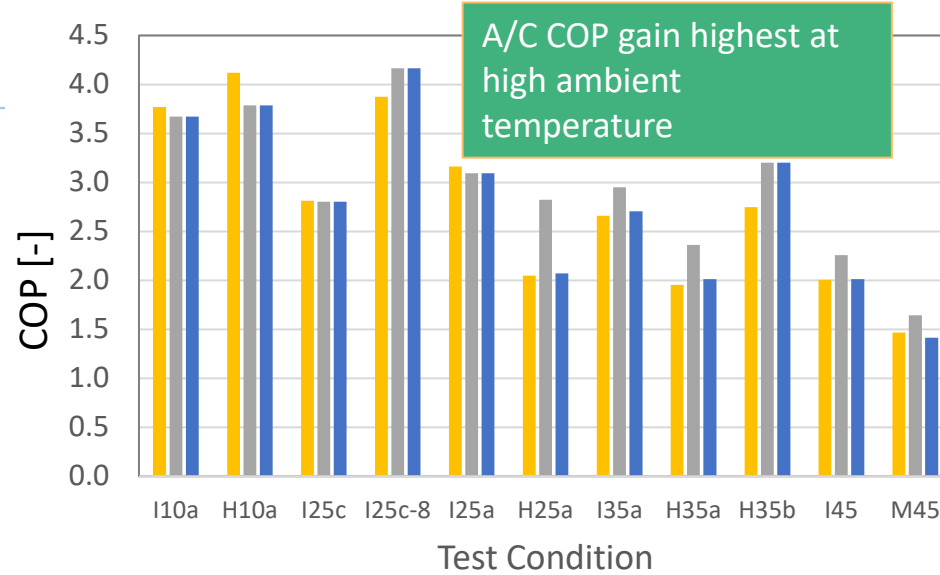
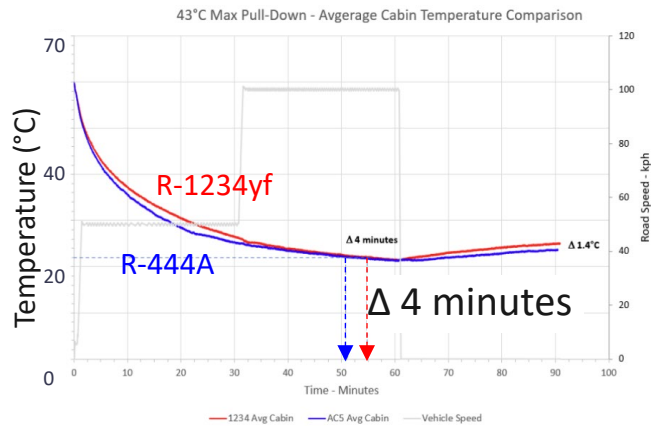
2 [Tropospheric photolysis of CF3CHO - ScienceDirect](#)

Medium Pressure Refrigerants

Property	Units	R-134a	R-456A	R-513A	R-1234yf	R-444A
GWP (AR4)		1430	687	631	4	93
ASHRAE 34 class		A1	A1	A1	A2L	A2L
Avg dew & bubble point	°C	-26.1	-28.1	-29.5	-29.5	-30.0
Molecular mass	g/mol	102	101.4	108.4	114	96.7
Critical temperature	°C	101.1	102.7	94.9	94.7	103.2
Critical pressure	kPa	4059	4175	3648	3382	4278
Liquid density (@0°C)	kg/m ³	1295	1249	1222	1176	1204
Bubble pressure (@0°C)	kPa	292.8	337.8	325.0	315.8	390.1
Glide	K	0	~3	0	0	~7

R-444A Performance comparison vs R-1234yf

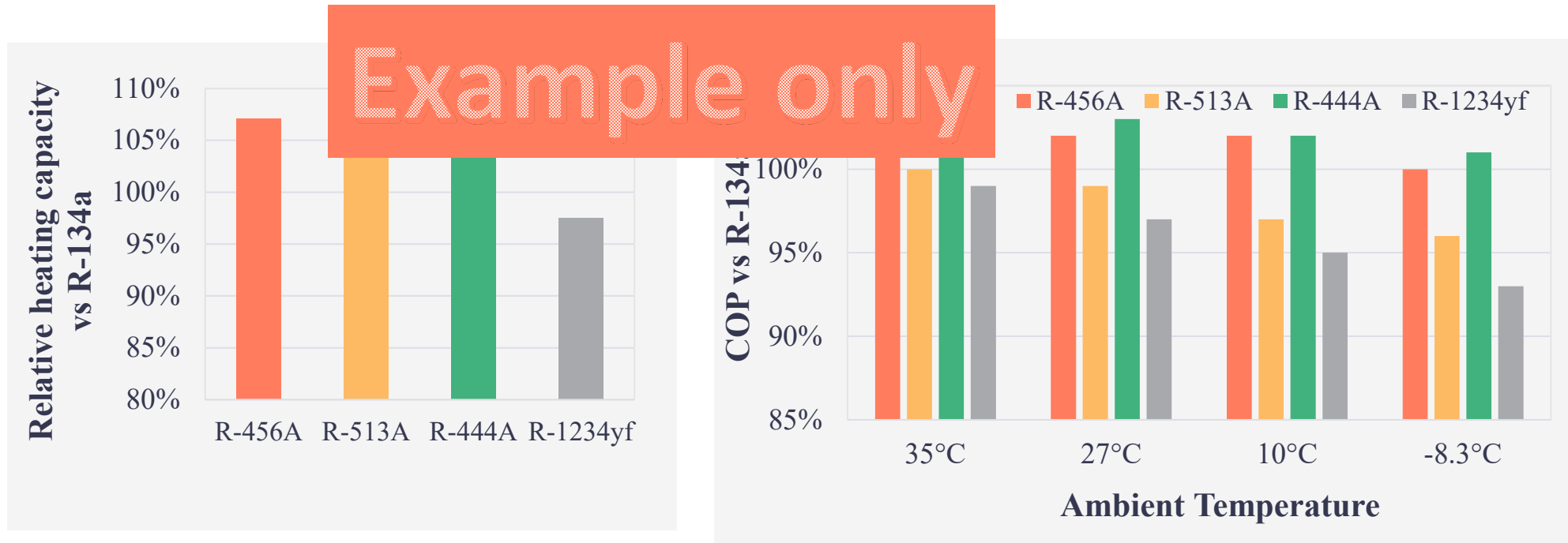
Average Cabin Temperature comparison



■ R1234yf ■ R444A Capacity Match to YF ■ R444A Max Capacity ■ R1234yf ■ R444A Capacity Match to YF ■ R444A Max Capacity

- R-444A pulls down faster than R-1234yf in drop-in test on ICE car
- Also offers higher energy efficiency in both AC and heat pump mode for electric vehicle thermal management systems
- Able to run well over a broader ambient temperature range

Refrigerant Performance comparison vs R-134a



- Waiting for full test data set, but expected to be similar and in agreement with modeled results (shown above)

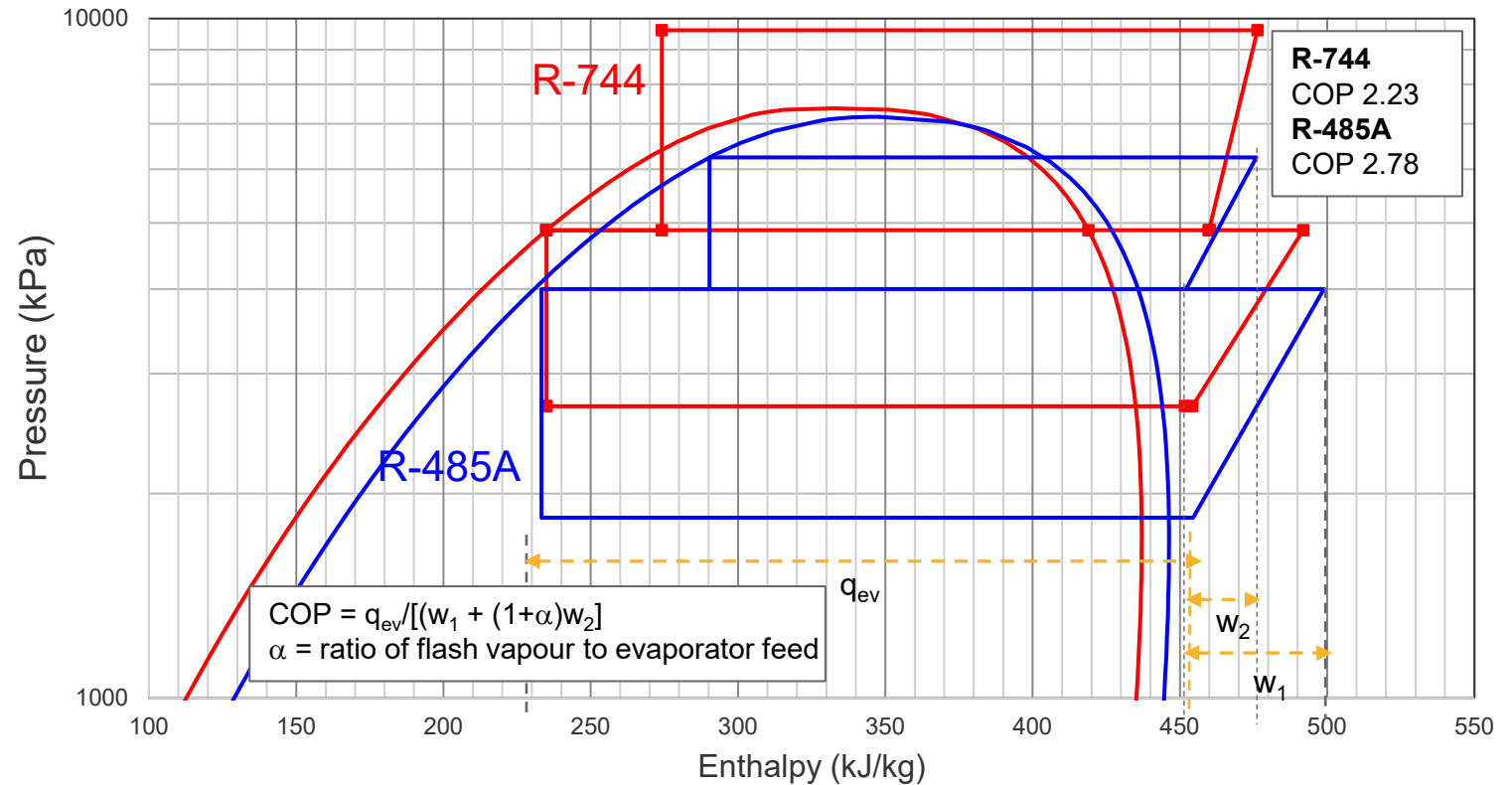
Expanding R-744's effectiveness beyond its limits

Property	Units	R-744	R-485A	R-473A
Global Warming Potential		1	142	142
Composition			R-744/1132a/32 (69/10/21%)	R-744/1132a/23/125 (60/20/10/10)
Flammability (ASHRAE/ISO classification)		A1	A1/A2L	A1
Critical temperature	°C	31.0	41.2	29.7
Critical pressure	kPa	7377	7170	6287
Dry ice onset temperature	°C	-56.6	ND	-71 ~ -81
Liquid density (0°C)	kg/m ³	927	935	907
(mean) saturation pressure (0°C)	kPa	3485	2540	3083
Typical T _{evap} glide (with zero pressure drop)	K	0	4-5	4

Benefit of higher critical point

- Application of R-485A for medium temperature refrigeration
- Economized cycle with two-stage compression commonly used in commercial R-744 packaged condensing units
- Cycle diagram shows benefit of operating in subcritical mode with R-485A
 - Lower operating pressures
 - Condensation in the gas cooler
 - Increase in net refrigeration effect
- COP gain over R-744 for this set of cycle conditions is 25%

Comparison of R-744 and R-485A Economized Cooling Cycles
-10°C evaporator temperature; +32°C ambient temperature



Field testing in a cold storage warehouse

- Large medium temperature system for a refrigerated produce warehouse in Southern France
- Strong customer interest in R-485A as a blend with non-PFAS components
- 400kg charge of refrigerant
- Ambient temperature during testing in range 24-34°C
- Gas cooler control set to allow subcritical operation with R-485A where possible
- Equivalent cooling performance
- Observed COP improvement of 19%
- All but two of logged data points with R-485A were in subcritical mode
- Pressure levels at 32°C ambient
 - R-485A ~80 bar maximum
 - R-744 ~110 bar (system cutoff)
- Further trials planned



Ultra Low Temperature Refrigeration

- **Solution for ultra low temperature refrigeration**
 - Non-flammable
 - 85% GWP reduction vs R-23 (14,800)
- **Industry recognition**
 - Adopted by leading logistics company
 - “Refrigeration Innovation of the year: Technology” RAC Cooling Industry Awards 2022
 - Innovation Award, ACREX India, 2024
- **Applications**
 - High value cold chain, pharmaceutical, test chambers, medical



R-473A

Japan Customer Case Study

Conversion of R-23 environmental test chamber

Placeholder for customer
image

- First in Japan to adopt low-GWP refrigerants for environmental test chambers
- Operating range: -70 to 180°C
- With minor adjustment to the expansion valve setting, R-473A was able to meet the extreme temperature ramp rate and pull-down/heat-up time

Tuna Cold Storage Warehouse

Placeholder for customer
image

- Conversion of R-22 air-cooled two-stage system to water-cooled cascade R-32/R-473A system
- Facility upgrades avoided by installing R-32 circuit outdoors and R-473A circuit indoors
- Reduced energy consumption by 31% while maintaining target storage temperature

Conclusion

- Environmental impact and efficiency must be considered alongside GWP as the industry continues the HFC phasedown journey
- Zeotropic refrigerants can enhance performance with proper system design and engineering
- Thoughtful selection and addition of fluorinated refrigerants helps address limitations of “natural” refrigerants, such as high flammability, high pressure, and restricted operating range

Sarah.Kim@Orbia.com

Bob.Low@Orbia.com



**Fluor & Energy
Materials**

Disclaimer Although all statements and information contained herein by Orbia Fluor & Energy Materials are believed to be of sound scientific judgement, they are presented without guarantee or warranty of any kind, expressed or implied. Information provided herein does not relieve the user from the responsibility of carrying out its own tests and experiments, and the user assumes all risks and liability for use of the information and results obtained. Statements or suggestions concerning the use of materials and processes are made without representation or warranty that any such use is free of patent infringement and are not recommendations to infringe on any patents.